

How To Use A Ratchet Strap



1) Insert loose end of strap into mandrel of ratchet



2) Pull strap through slot in mandrel




3) Pull slack out of strap to make strap tight



4) Crank the ratchet to desired tightening



5) Make sure strap stays in line with other to avoid tangling/locking



6) Lock handle down after tightening

How To Release A Ratchet Strap



1) Pull trigger toward back handle




2) Open ratchet all the way




3) Webbing should release



4) Pull webbing out of mandrel



5) Pull trigger to unlock



6) Close ratchet back down